
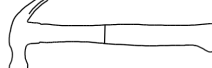






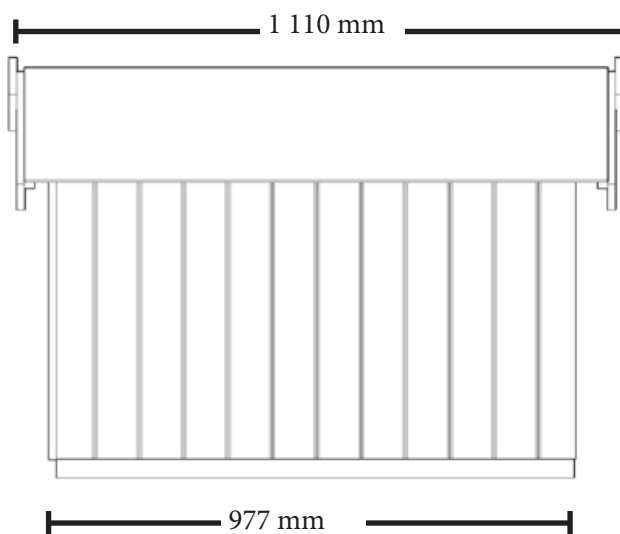
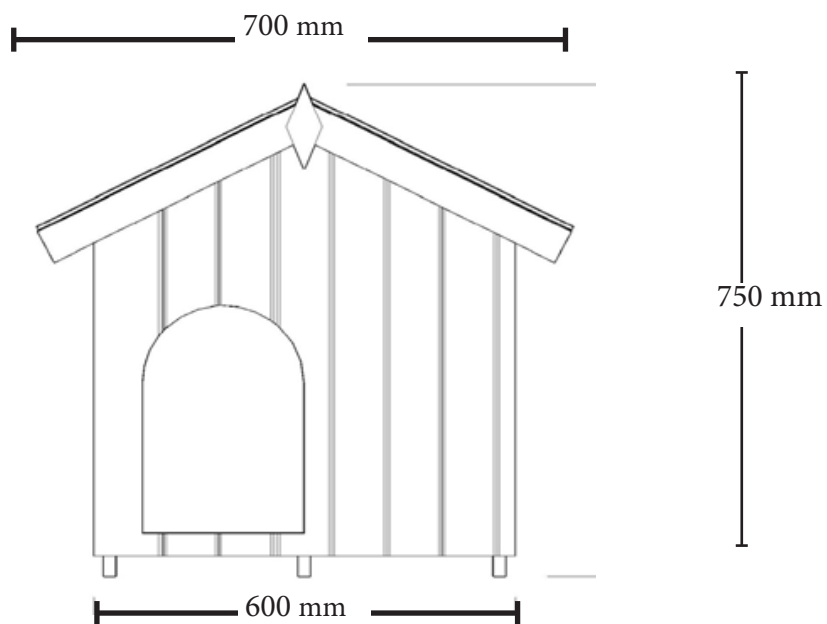


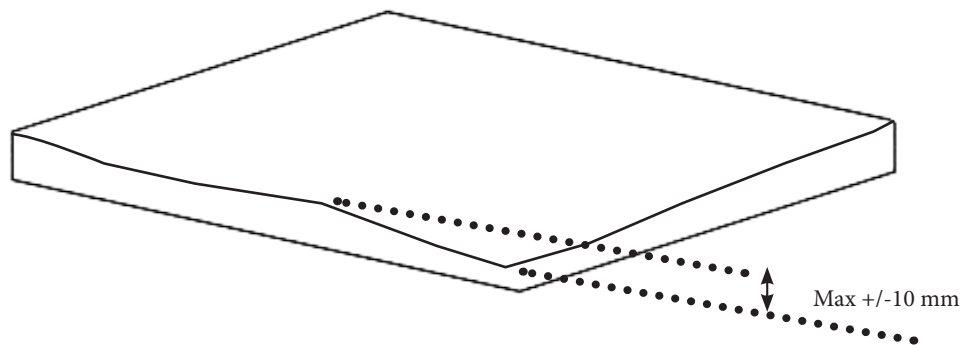
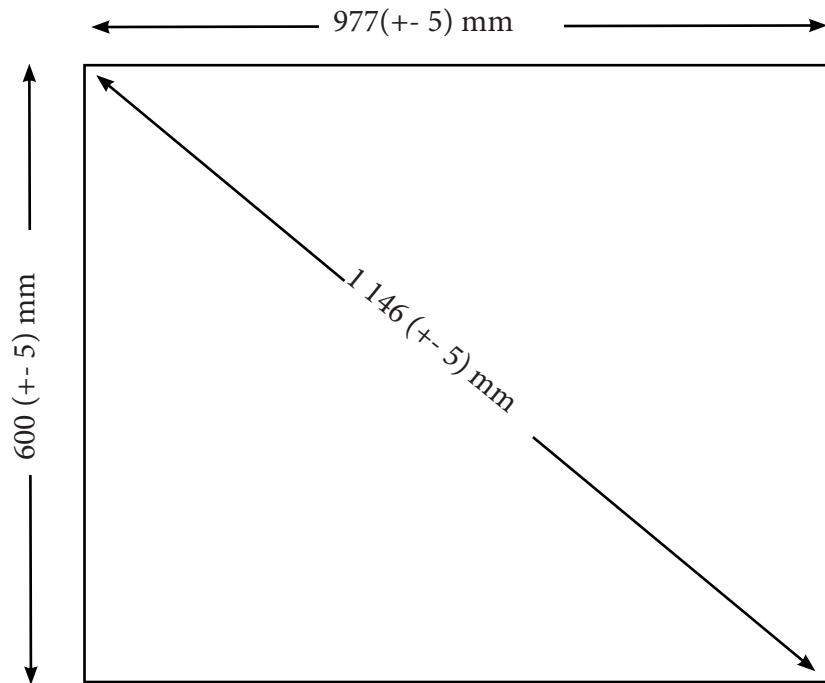
Surf. au sol / Superf. interna netta/ Internal surface : 0,58 m ²	 	
Surf. hors tout / Superficie totale/ Total surface : 0,77 m ²		
Pente de toit/ Pendenza tetto/ Roof slope : 13 °	  	

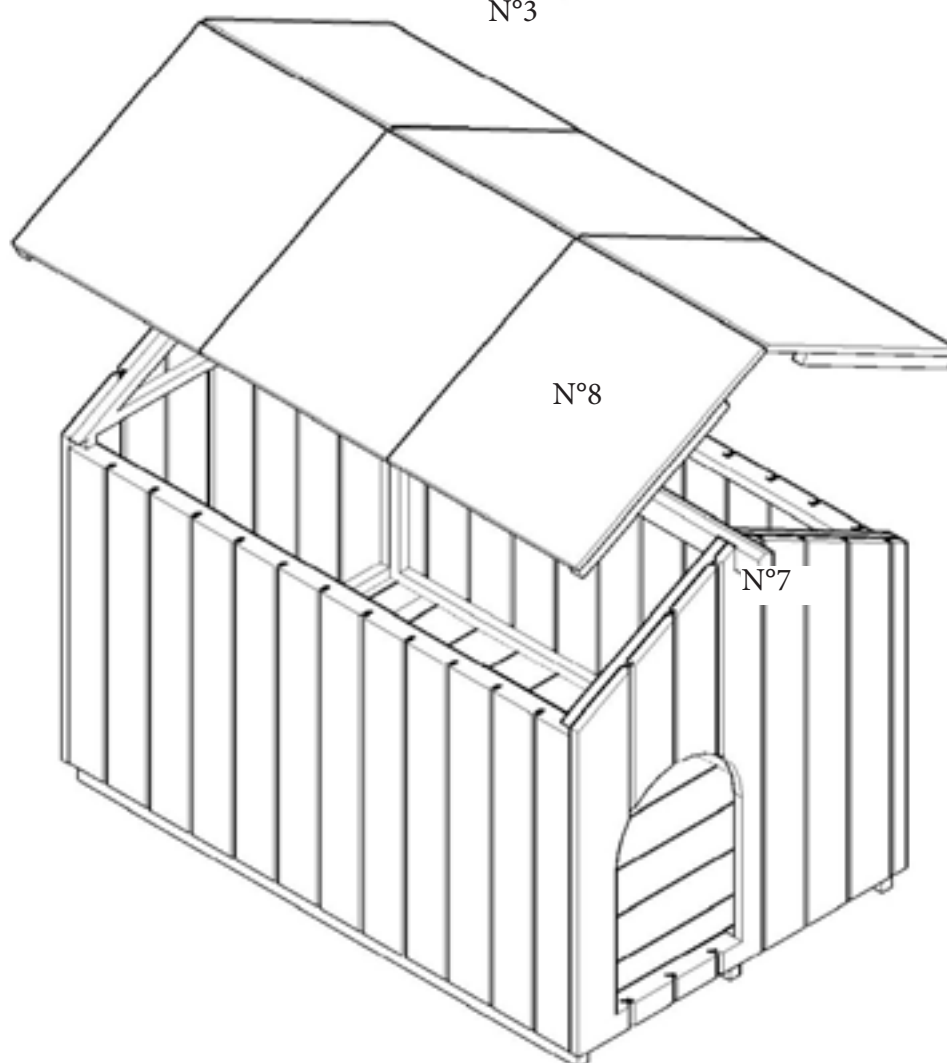
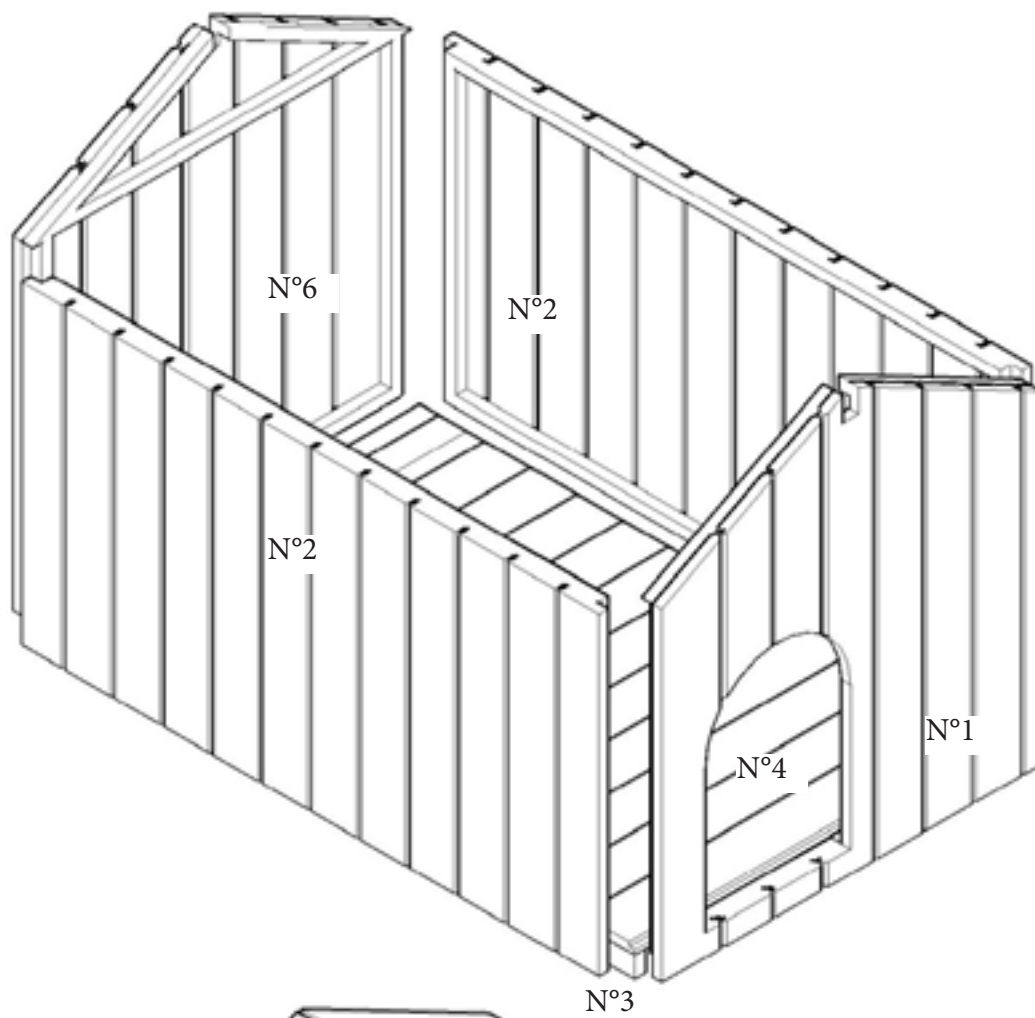
NOTICE DE MONTAGE
Istruzioni per l'installazione
Assembly instruction











réf. NC 0711.01
ref. NC 0711.01
ref. NC 0711.01









Plan de soubassement NC 0711.01
Piano di basamento NC 0711.01
Basement plan NC 0711.01



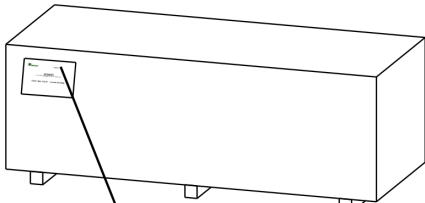


						Demande sav	
N°	REF	DES.	DIM (mm)	QTE		OBS	QTE
1	PF750.600		750X600X36	1+1			
2	PL 945.550		945X550X36	2			
3	GD945.40		945X40X20	3			
4	A565.16		565 X 95 X 16	10			
5	DSF430.60		430X60X16	4			
6	PS750.600		750X600X36	1			
7	GC1060.50		1060 X 50 X 30	1			
8	OSB420.353		420 X 353 X 12	4+2			
9	CAR 1100.1000		1100X1000 X 3	1			
10	R150.60		150X60X20	2			

Détail sachet de visserie/Bustina de feromento/Iron bag

28	Vis 4,0 x 45		4 x 45	8			
29	Clous L70			4			
31	Vis 3,0 x 30		3,0 x 30	40			
32	Clous L40		1,8 x 40	100			
33	Clous L16		90 x 60	50			
34	Vis 3,5 x 35		3,5x 35	8			

A compléter impérativement pour toute demande SAV et à envoyer par mail à sav@foresta.fr + photo des pièces abîmées (To be completed imperatively + Photo of damaged parts)

 <p>Colis n°: _____</p>	<p>NC 0711.01</p> <p><u>Colis(package) n° :</u></p>	MAGASIN (STORE)	
		NOM (NAME) CLIENT	
		PRENOM(PRE.) CLIENT	
		TEL. 